



# SUBSCRIPTION TO THE CALENCO LICENSE

## CALENCO LICENSES

There are two types of license depending on the duration of the commitment: monthly or semi-annual subscription.<sup>1</sup>

## SUBSCRIPTION

- 1 Go to the Calenco website [link](#) and select the license that suits you.
- 2 Click on **Subscribe at**.
- 3 Select the options you want and press **Continue**.

The image shows two subscription cards side-by-side. The left card is for 'Calenco Full Month' at 129 € / month\*. It lists: Commitment: 1 month, Unlimited storage ("fair use"), and Options: Translation, teamwork, electronic signature... Below the options is a 'Subscribe at 129 €' button. The right card is for 'Calenco Full 6 Months' at 109 € / month\*. It lists: Commitment: 6 months, Unlimited storage ("fair use"), and Options: Translation, teamwork, electronic signature... Below the options is a 'Subscribe at 654 €' button.

The screenshot shows the 'Calenco Team (Abonnement mensuel)' options page. It lists various options with their prices and a 'POUR SUIVRE' button at the bottom.

Options	
Rédacteur(s) 129.00 € /unité	1
Connecteurs de traduction 109.00 € /unité	0
Traducteur 19.00 € /unité	0
Pack Collaboratif en option +199.00 €	Non
Relecteur 29.00 € /unité	0
DocuSign Connector en option +60.00 €	Non


Net à payer pour la période du 31/03/2022 au 30/04/2022

Sous-total	129.00 €
TVA 20.00%	25.80 €
<b>Total</b>	<b>154.80 €</b>

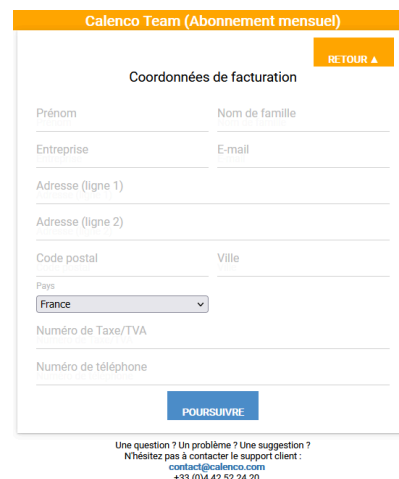
POUR SUIVRE

Une question ? Un problème ? Une suggestion ?  
N'hésitez pas à contacter le support client :  
[contact@calenco.com](mailto:contact@calenco.com)  
+33 (0)4 42 52 24 20

<sup>1</sup>For specific needs, such as floating license, contact [contact@calenco.com](mailto:contact@calenco.com).



- 4 Fill in the billing information in **Billing** details. Invoices will be automatically sent to the email address indicated in this section.<sup>a</sup>



Une question ? Un problème ? Une suggestion ?  
N'hésitez pas à contacter le support client :  
contact@calenco.com  
+33 (0)4 42 52 24 20



The **Company** field should include your company name (and department name if applicable). This label automatically becomes the name of your workspace and cannot be changed later.

- 5 Select the payment method and fill in the necessary information.<sup>b</sup>
- 6 Send an email to [contact@calenco.com](mailto:contact@calenco.com) to confirm your subscription.



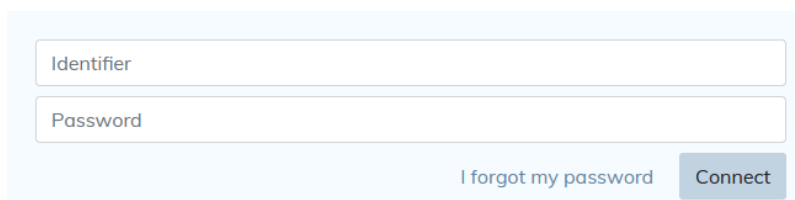
Une question ? Un problème ? Une suggestion ?  
N'hésitez pas à contacter le support client :  
contact@calenco.com  
+33 (0)4 42 52 24 20

<sup>a</sup>For annual or specific invoicing, contact [contact@calenco.com](mailto:contact@calenco.com).

<sup>b</sup> If unable to make payment by credit card, contact [contact@calenco.com](mailto:contact@calenco.com) to obtain the bank details. Management fees for payment by transfer amount to 50€ excluding tax.

## LOGIN

- 1 Once Calenco informs you of the end of setting up your workspace, go to the Calenco live [login page](#).
- 2 Click on **I forgot my password** and follow the instructions received by email.
- 3 Connect to [Calenco live](#) with your credentials.



Consult the Calenco [online help](#) for details on the administration of the customer account, management of user accounts and the workspace.

